

Instructions for Reference DNA Samples and Evidentiary DNA Samples

Caution: Read all steps before collecting samples.

DEVICE NAME

iSWAB-ID Human DNA Collection Technology

INDICATION FOR USE

iSWAB-ID is an efficient sample collection system for evidentiary and reference DNA samples, which enables long term room temperature stabilization of the collected sample at the point of collection, while ensuring proper chain of custody. This system allows for maximizing sample recovery and obtaining human DNA compatible with ID profiling assays. DNA extraction can be performed using any commercially available whole blood extraction chemistry. Collecting samples with iSWAB-ID allows for multiple runs for analysis and archiving purposes. Collected samples are stable over 5 years at room temperature storage (based on accelerated stability testing).

CONTENTS

iSWAB-ID Vial

1 Sterile Swab*

Plastic "Biohazard" bag with absorbant pad*

Extra barcode label (for lab use only)*

"Exempt Human Specimen" label*

Outer box*

* Not included in rack format.

Item may not be included in certain countries.

STORAGE AND STABILITY

Pre-collection: 18 months from date of manufacture between 15-30° C.

Transport temperature, post-collection: 15-30° C.

Sample stability and storage, post-collection: 21 days for microbial RNA and 40 days for microbial DNA at 15-30° C; if longer storage time is required, collected samples can be stored at -20 to -80° C. Additional information available at www.mawidna.com.

WARNING AND PRECAUTIONS

For external use only. This product is a specimen collection device for biological samples. If the reagent inside the tube comes in contact with your eyes or your skin, it is recommended to immediately wash with water and soap. Tube cap

DEVICES

All the iSWAB-ID family of products consist of one tube with 400 µL collection volume and stabilizing liquid.


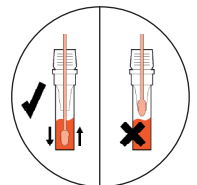
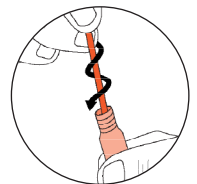
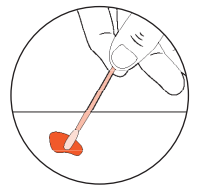
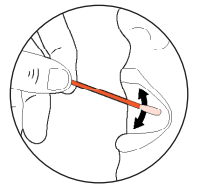
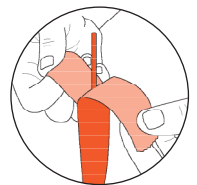
REF/Catalog Number	Product Family Name	Collection Volume
iSWAB-ID-250	iSWAB ID Human DNA Collection Kit	400 µL
ISF-T-250-R	iSWAB ID Human DNA Collection Tube Rack	400 µL x 50
ISF-T-250	iSWAB ID Human DNA Collection Tube	400 µL

PREPARATION FOR USE

Before sample collection, read all instructions. Verify preferred method of collection with your processing lab.

- Note: It is recommended not to eat, drink, or smoke for 30 minutes before collecting your buccal sample
- Do not touch swab tips or allow contact with any other object.
- Tap the tube gently 2-3 times before collection to concentrate all liquid to the bottom.

- Place vial standing up on a flat surface. Peel open bags containing swabs and remove a swab. Unscrew vial cap before collecting sample.
- For Buccal Cell Collection for Reference Samples:** Rub the swab tip firmly against the inside of your cheek 15-20 times, using light pressure similar to brushing your teeth. Rotate swab tip as you are rubbing. Cover entire cheek from top to bottom and side to side. Proceed to Step 4
- For Evidentiary DNA Sample Collection:** To moisten swab, position swab into vial opening, tilt the tube slightly until the swab head is moistened. Note: Do Not insert swab fully into the vial. Remove swab from device tip and select a section of skin or surface to swab. Carefully swab area of interest. Try to recover as much of the sample as possible.
- Pick up the vial and hold steady in one hand. Slowly twist swab into iSWAB vial with a corkscrew motion. There will be resistance, but push swab all the way to the bottom of tube.
- Hold vial steady and move swab up and down rapidly inside the tube 10-15 times without moving the swab out of the liquid. At this point remove and discard the swab. Hold vial firmly and remove swab by slowly twisting out with a corkscrew motion.
- For Field-Based Collection:** Continue with steps 7-9
For Lab or On-Site Collection: Proceed with sample processing or storage
- Peel the tape strip from under the top flap and re-seal the box. Place the "Exempt Human Specimen" label on the bottom left, so it is not covering
- After all samples have been taken, replace cap tightly. Make sure all swabs or funnel have been properly disposed of.
- Place a return address label on top of the box over the original label, and return postage on the upper right corner. the postage or the return



- Attention. See instructions for use.
- Storage temperature.
- Use by date (collect sample by).
- Consult package insert before use.
- For one use only.
- CE marking.
- Do not use if package is damaged.
- LOT Lot number.
- REF Catalog Number.
- Authorized representative.
- Manufacturer.
- In vitro diagnostic medical device.

Mawi DNA Technologies LLC
 26203 Production Ave, Suite No.3 | Hayward, CA 94545
 Tel: 510-256-5186 Toll Free (US & Canada): 855-DNA-SWAB
www.MawiDNA.com

EC REP CEpartner4U
 Esdoornlaan 13 | 3951 DB
 Maarn | The Netherlands
www.cepartner4u.com



IFU-0114 (B) iSWAB-ID Protocol
 Effective Date: 2022-03-15