

iSWAB™-DNA-1200 Technology

mawi

INSTRUCTIONS FOR ORAL USE – English

Caution: Read all steps before collecting samples.

DEVICE NAME

iSWAB™-DNA-1200

INDICATION FOR USE

The iSWAB™-DNA device allows for the collection and stabilization of DNA at the point of collection without the need for swab inclusion. Typical yields of between 10-30µg (iSWAB-DNA-1200) of DNA with <1% bacterial contamination can be achieved. The gentle collection and lysis chemistry of the alcohol-free iSWAB buffer allows for recovery of double-stranded, large fragment DNA similar to the genomic DNA generated from blood, making it suitable for complex genomics downstream assays such as microarrays and Next Generation Sequencing. Suitable for all ages, ethnicities, race, and genders. Ideal for: Paternity Testing, Genealogy, Ancestry, Population Studies, and Genomics.

CONTENTS

iSWAB™-DNA Device

4 sterile swabs*

Plastic “Biohazard” bag with absorbant pad*[§]

Extra barcode label (for lab use only)*

“Exempt Human Specimen” label*[§]

The outer box will be used to mail back sample *

*Not included in rack or bag format

[§] Item may not be included in certain countries.

STORAGE AND STABILITY

Pre-collection: 3 years from date of manufacture between 15-30° C.

Transport temperature, post-collection: 15-30° C.

Sample stability and storage, post-collection: 18 months real time and 5 years accelerated time. If longer storage time is required, collected samples can be stored at -20 to -80° C.

Additional information available at www.mawidna.com.

WARNING AND PRECAUTIONS

For external use only. This product is a specimen collection device for biological samples. If the reagent inside the device comes in contact with your eyes or your skin, it is recommended to immediately wash with water and soap. Device cap can be a choking hazard. Do not ingest.

DEVICES

All the iSWAB™-DNA-1200 family of products consist of one device pre-filled with 1000 µL stabilizing liquid.

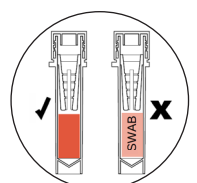
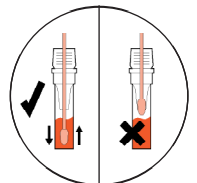
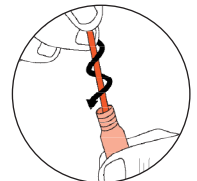
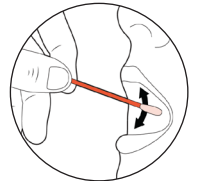
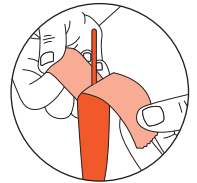
REF /Catalog Number	Product Family Name	Stabilizing Liquid
iSWAB-DNA-1200	iSWAB-DNA Collection Kit	1000 µL
ISD-T-1200-R	iSWAB-DNA Collection Device Rack	1000 µL x 50 units
ISD-T-1200	iSWAB-DNA Collection Device	1000 µL

PREPARATION FOR USE

Before sample collection, verify preferred method of collection with your processing lab.

- Note: It is recommended not to eat, drink, or smoke for 30 minutes before collecting your sample.
- Do not touch swab tips or allow contact with any other object. Use all 4 swabs included in kit.
- Tap the device gently 2-3 times before collection to concentrate all liquid to the bottom.

- 1 Place device standing up on a flat surface. Peel open bags containing swabs and remove a swab. Unscrew device cap before collecting sample.
- 2 For oral collection: Rub swab tip firmly against the inside of your cheek 15-20 times, using light pressure similar to brushing your teeth
 - a. Rotate swab tip as you are rubbing
 - b. Cover entire cheek from the top to bottom and side to side
- 3 Pick up tube and hold steady in one hand. Slowly twist swab into iSWAB tube with a corkscrew motion. There will be resistance, but push swab to the bottom of tube.
- 4 Hold tube steady and move swab up and down rapidly inside the tube 10-15 times without moving the swab out of the liquid.
- 5 At this point remove the swab. Hold tube firmly and remove swab by slowly twisting out with a corkscrew motion. Properly dispose used swab in the appropriate biohazard waste in accordance with federal, state, and local regulations. **DO NOT PLACE SWABS IN THE BIOHAZARD BAG**
- 6 Repeat steps 2-5 with all 4 swabs included in the kit. Alternating between the left and right side of the cheeks. Make sure all swabs are used.
- 7 STOP: After using all swabs, inspect the solution through the opening between the label. If the collection has been done properly the word “SWAB” should disappear. Replace cap tightly, the sample is now ready for further testing.
- 8 If you can still read the word “SWAB”: Repeat swabbing process after 2hrs or the next morning before eating or brushing your teeth using Q-Tips® swabs, or any standard cotton swab. Usually 1-2 extra swabs for re-swabbing might be sufficient, but make sure the word “SWAB” is not visible before sending the sample back to the lab.
- 9 For Lab or onsite collection: Proceed with sample processing or storage. For home collection: Place iSWAB™ device in “Biohazard” bag containing the absorbant pad. The extra barcode label is for lab use only. Place “Biohazard” bag with device and extra barcode label back in the box. Place a return address label on top of the box over the original label, and return postage on the upper right corner. Place the “Exempt Human Specimen” label on the bottom left. Do not cover postage or return address. Peel the tape strip from under the top flap and re-seal the box.



Attention. See instructions for use.

Storage temperature.

Use by date (collect sample by).

Consult package insert before use.

For one use only.

CE marking.

Do not use if package is damaged.

Lot number.

Catalog Number.

Authorized representative.

Manufacturer.

In vitro diagnostic medical device.

Mawi DNA Technologies LLC

26203 Production Ave, Suite No.3 | Hayward, CA 94545

Tel: 510-256-5186 Toll Free (US & Canada): 855-DNA-SWAB

www.MawiDNA.com



EC REP

CEpartner4U

Esdoornlaan 13 | 3951 DB

Maarn | The Netherlands

www.cepartner4u.com

IFU-0084 (A) iSWAB-DNA-1200 | Effective Date: 2022-05-16