

## INSTRUCTIONS FOR ANIMAL USE – English

Caution: Read all steps before collecting samples.

### DEVICE NAME

iSWAB-ANML-250 Technology

### INDICATION FOR USE

iSWAB-ANML Collection Kit is a DNA sample collection tube for the collection, stabilization, concentration, storage, and transportation of animal DNA samples. It is a non-invasive swab-based sampling applicator for the collection of DNA from various sample types including oral, nasal, and rectal. iSWAB-ANML maintains the integrity of DNA at the point of collection for samples collected in the field. iSWAB-ANML collection kit for animals can capture samples producing high yields of double stranded, long fragmented DNA up to 20µg (iSWAB-ANML) with <1% bacterial contamination.

### CONTENTS

iSWAB-ANML-250 Vial

1 swab\*

Plastic Biohazard bag with absorbant pad\*<sup>§</sup>

Extra barcode label (for lab use only)\*

“Exempt Human Specimen” label\*<sup>§</sup>

The outer box will be used to mail back\* sample

\*Not included in rack format

<sup>§</sup> Item may not be included in certain countries.

### STORAGE AND STABILITY

Pre-collection: 18 months from date of manufacture between 15-30° C.

Transport temperature, post-collection: 15-30° C.

Sample stability and storage, post-collection: 21 days for microbial RNA and 40 days for microbial DNA at 15-30° C; if longer storage time is required, collected samples can be stored at -20 to -80° C for several years.

Additional information available at [www.mawidna.com](http://www.mawidna.com).

### WARNING AND PRECAUTIONS

For external use only. This product is a specimen collection device for biological samples. If the reagent inside the tube comes in contact with your eyes or your skin, it is recommended to immediately wash with water and soap. Tube cap is a choking hazard. Do not ingest.

### DEVICES

All the iSWAB-ANML-250 family of products consist of one tube pre-filled with 400 µL stabilizing buffer

REF /Catalog Number	Product Family Name	Stabilizing Buffer
iSWAB-ANML-250	iSWAB-Animal Collection Kit	400 µL
ISAN-T-250-R	iSWAB-Animal Collection Device Rack	400 µL x 50
ISAN-T-250	iSWAB-Animal Collection Device	400 µL x 500

### PREPARATION FOR USE

Before sample collection, verify preferred method of collection with your processing lab.

- Note: The animal to be sampled should not eat or drink for 1 hour prior to having the sample collected.
- Do not touch swab tips or allow contact with any other object or animal.
- Tap the tube gently 2-3 times before collection to concentrate all liquid to the bottom of tube.
- Use 1 swab included in kit

**1** Place tube standing up on a flat surface. Peel open bags containing swabs and remove a swab. Unscrew tube cap before collecting sample.

**2** For oral and nasal collection: Rub swab tip firmly against the inside of the cheek or nasal cavity back and fourth 15-20 times, using light pressure similar to brushing your teeth.

- Rotate swab tip during collection
- Gently pushing on the outside of the animal's cheek or nose while rotating the swab will enhance cell collection.
- Ensure that the swab looks wet and is coated with the buccal or nasal sample to achieve the best DNA collection.

d. For animals older than 6 months, it may be necessary to moderately restrain the animal.

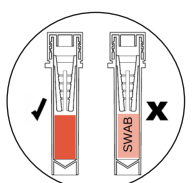
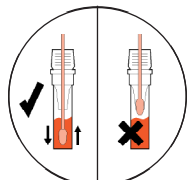
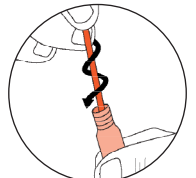
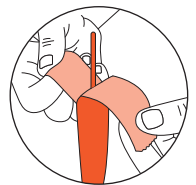
**3** Pick up tube and hold steady in one hand. Slowly twist swab into iSWAB tube with a corkscrew motion. There will be resistance, but push swab to the bottom of tube.

**4** Hold tube steady and move swab up and down rapidly inside the tube 10-15 times without moving the swab out of the liquid.

**5** At this point remove and discard the swab. Hold tube firmly and remove swab by slowly twisting out with a corkscrew motion. Properly dispose used swab according to local regulations.

**6** STOP. If sample does not appear cloudy or turbid: Repeat swabbing process immediately. It might be helpful to bring extra swabs for collection. Usually one extra swab or Q-Tip® for re-swabbing might be sufficient, but make sure liquid in the tube is cloudy before proceeding.

**7** If using rack collection: Proceed with sample processing or storage. If using the complete collection kit: Replace cap tightly and place tube in Biohazard bag. The extra barcode label is for lab use only. Place Biohazard bag with tube and extra barcode label back in the box. Place a return address label on top of the box over the original label, and return postage on the upper right corner. Place the “Exempt Human Specimen” label on the bottom left. Do not cover postage or return address. Peel the tape strip from under the top flap and re-seal the box.



Attention. See instructions for use.

Storage temperature.

Use by date (collect sample by).

Consult package insert before use.

For one use only.

CE marking.

Do not use if package is damaged.

Lot number.

Use by date (collect sample by).

Authorized representative.

Manufacturer.

In vitro diagnostic medical device.

**Mawi DNA Technologies LLC**

26203 Production Ave, Suite No.3 | Hayward, CA 94545

Tel: 510-256-5186 Toll Free (US & Canada): 855-DNA-SWAB

[www.MawiDNA.com](http://www.MawiDNA.com)



EC REP

CEpartner4U

Esdoornlaan 13 | 3951 DB

Maarn | The Netherlands

[www.cepartner4u.com](http://www.cepartner4u.com)

IFU-0111 (A) iSWAB-Animal

Effective Date: 2022-05-09